

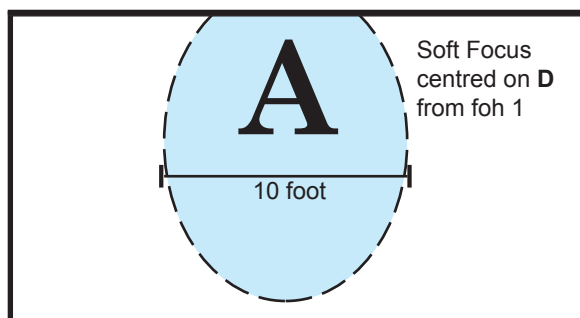


# ANTHEM FOR A DOOMED YOUTH - Tek Spec - (09/09/14)

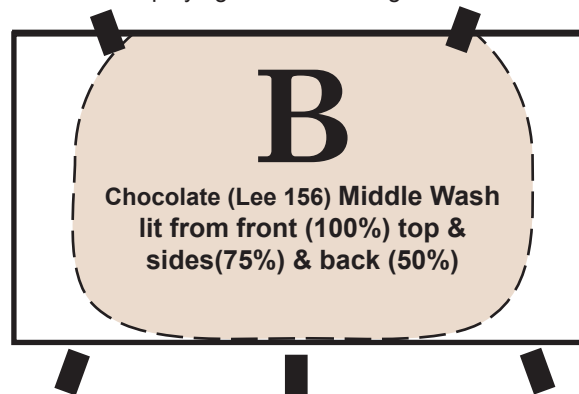
Please note: **UNLESS ARRANGED OTHERWISE**

This production requires 1 lighting /sound technician for fit-up and running show

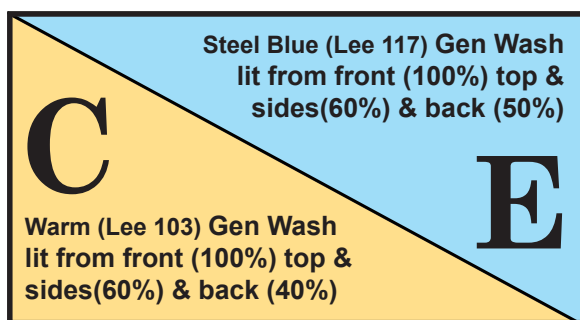
**State A:** Steel Blue profile spot from centre front (approx 40° from horizontal) soft focus



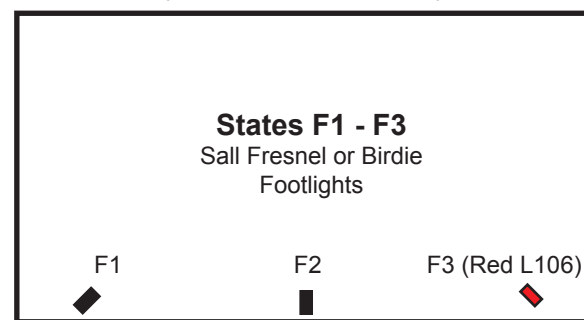
**State B:** Chocolate (Lee 156) Middle state - Lit to 4' of sides of playing area. w/back light & centre fill



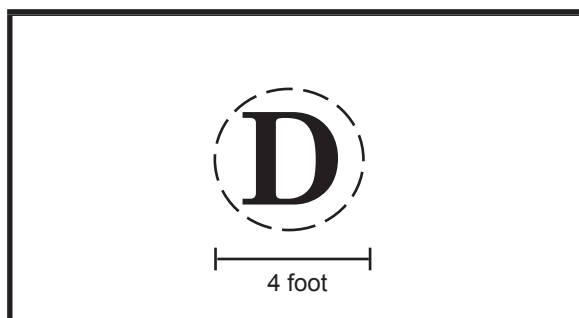
**States C & E:** 2 General Washes - Straw & Steel Blue lit from front (@100%) top & sides (@60%) and back (@50%)



**States F1 - F3:** 3 x 500 fresnel floorlights set directly on brackets w/clamps removed. (Or Birdies. which company can provide domestically)



**State D:** 4' Open White almost vertical profile from centre top (soft focus) Centre of playing space.



**Lighting** should be hung and gelled IN ADVANCE. Fine focusing can be completed upon arrival of company and will take approximately 1 hour.

**Programming** will consist of the 6 main states - (A- F) and combinations of these states in approx. 30 cues. All timings will be preprogrammed. **It would save time to preprogramme the timings into the board and then overwrite the cues after focus.**

**The show requires** 1 technician to run the show. SFX are on Apple Laptop running Qlab with in 30 cues

**Running the show** involves following the script with explicitly numbered and described lighting cues. Script provided on the day. Rehearsal time for lights and sound 30 mins after focusing.

**The Set** consists of a **Clean BLACKBOX** or bare stage

**Special notes:** Where possible, the A & D states should be profile spots. Set the D light first, exactly mid way between setting line and backcloth. D should no greater than 4' wide just off vertical facing upstage. A should come from 1st FOH bar centre focused on the same standing point as D and no greater than 10' in diameter. The B state should light an area to the front and to within 6' of the sides of the playing space (not too much spill on the sides) so as to create a pool of warm light. The general washes (C & E) cover are self explanatory but need light from front top and back. If no birdies are available, fresnels and be used but may need barndoors.

THE ARTISTE WILL REQUIRE AN IRONING BOARD AND IRON IN A CLEAN DRESSING ROOM PREFERABLY WITH SHOWER.

We gratefully request sandwiches & crisps with tea and soft drink (for 1 person) to be provided at 5pm.

**NB: Lighting SHOULD BE PREPARED IN ADVANCE, after which, maximum programming/rehearsal time should take 2 hours.**

**Any queries please contact TTI on above numbers**

**LIGHTING PROGRAMMING SHEET FOR ANTHEM FOR A DOOMED YOUTH** (updated 03/11/18)

All subs should be programmed into cues at 100% unless otherwise indicated (eg @ 65%) In the washes (B, C & E) Top and Back lights at 60%  
 Combinations of subs or units are indicated by a + sign Timings in seconds

Cue #	A Sub 1 Blue Spot	B Sub 2 Middle Choc	C Sub 3 Warm Wash	D Sub 4 Vertical	E Sub 5 Cold	F1 Sub 6 White SR Foot	F2 Sub 7 White SC Foot	F3 Sub 8 Red LR Foot	B/O	HL Houselights	Wait or Hang	Cue #
1				5+						5+		1
2			7+							7+		2
2.5			5									2.5
3					0 @ 50%							3
4								3			1	4
5		5										5
6			7									6
7		7										7
8			7									8
9		6										9
10			7									10
11					60 @ 50%							11
12			10 @ 30% +		10 +							12
13					7 @ 50%							13
14		7										14
15					7 @ 50%							15
16					10							16
17			7 @ 40% +		7 +							17
18					7 @ 60%							18
20	7 @ 60%											20
21		7										21
22					7							22
23			7									23
24					7 @ 60%							24
25						7 @ 60% +	60% +	60% +				25
26	7											26
27		7										27
28					7							28
29		7										29
30					7 @ 60%							30
31		7										31
33					7							33
34					7 @ 60%							34
35				7								35
36					7 @ 50%+	7 @ 50% +						36
37					7 @ 50%+			7 @ 50%				37
38								4			0	38
39									4		1	39
40			4									40
41				7+						7+		41