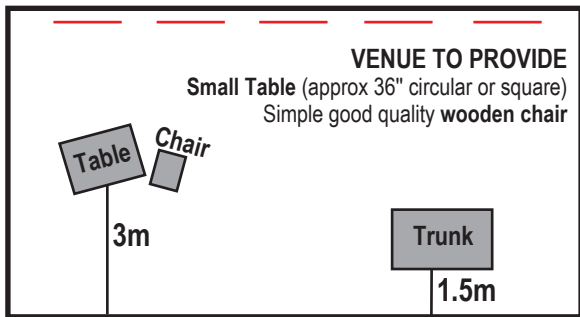




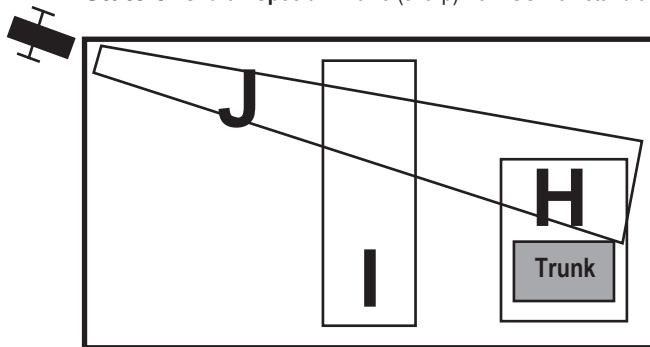
SHYLOCK - Technical Specifications (updated 08/01/13)

Please note: **UNLESS ARRANGED OTHERWISE** - this production requires one in-house technician for focus, programming and running of show. **BUT** if Sound and Lights cannot be operated from same place, **TWO** operators will be required.
RUNNING TIME: 85 Minutes (45 & 40) PLUS interval (total 110 mins)

Set Pieces: 5 Hanging Banners - brought by artist - (0.9m x 6m) gaffered to grid or scaff pole or tethered bar 0.7m diameter table, 1 good quality wooden chair & 1 large travelling trunk or wicker basket.

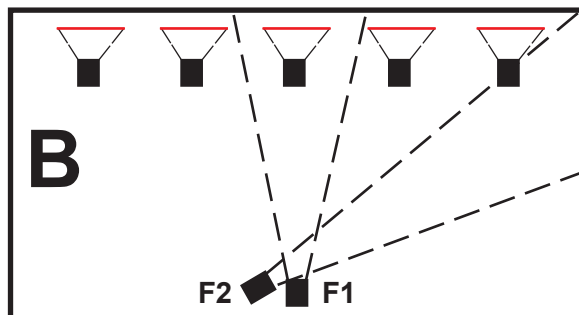
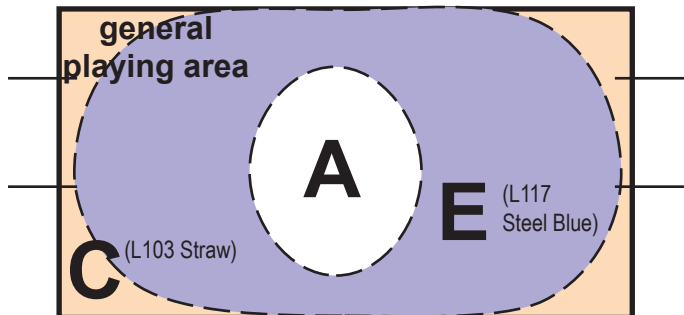


State I: Shaft Special: Profile (sharp) from Aud Bar 2
State H: Trunk Special: Profile (med-soft) from Aud Bar 1
State J: Shaft 2 Special: Profile (sharp) from USR on stand at 6'



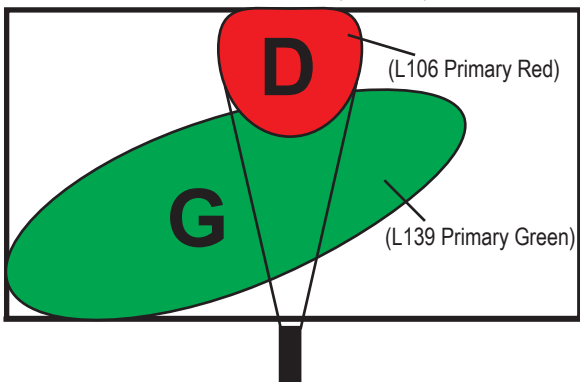
State A: 2m wide pool from onstage Bar 1 (approx. 45° from vertical)
State C: Full Stage WARM (Lee 103) wash from front, top, & back
State E: Middle Stage COLD (Lee 117) wash from front top, & back

States F1 & F2: (separate channels)
2 Birdie or Small Fresnel floorlights
States B: 5 Fresnels with barn doors almost vertical approx 0.5m centered in front of hanging banners.



State D: Fire Special: Profile (L106 soft) w Gobo from Aud Bar 1
State G: Breakup Special: Profile (L139 soft) with Gobo from SR 1

NOTES:
Lighting should be hung and focused **IN ADVANCE** of artist arrival. Fine focusing can be completed upon arrival and will take approx. 90 minutes. Gobos (D & G) supplied for Fire & Breakup in A and B sizes. (NB: Please provide holders)
Although it is possible to run this show manually, it benefits in accuracy and time saving to programme the show into the lighting board.
Programming will consist of 13 states **A through K & F1, F2** and combinations of these in 60 cues. (Programming Time 1 hr after focus.) **Please familiarize with auto follow and wait functions of your LX board.**
Running the show involves following a cleanly marked-up script with explicitly numbered and light and sound cues. Script can be provided in advance (please request by email). Rehearsal time with technician 30 mins.
Sound effects in 10 prelevelled cues pre-mixed on **Apple Laptop** using a mini-jack output. Please provided necessary leads to your system) **GOOD STEREO** equipment & desk required.



THE SET: Consists of 5 equally spaced floor to grid 36" wide hanging banners, a small table, a wooden chair and a large trunk or basket. (**Venue to provide table, chair and trunk/basket**) Clean black tabs and backdrop are requested. If the stage is very scuffed, please repaint or lay dance floor.

The banners are hung at rear of playing space up to a maximum of 8m deep) with blacks 1m behind. Please provide a full width hanging bar 1m from rear of playing space to which the banners can be gaffered. A (**Please notify if not possible or foreseeable difficulties - we have always been able to work a solution**) The LX bar on to which the banner fresnels are hung should be approx. 0.5m in front of this bar. These should be almost vertical and centered on each banner.

Special notes: From experience, it is best to set the **A** spot first (about 45° from vertical, soft edged) and large enough to encompass a 6 foot tall man standing - from any Lx bar just upstage of the proscenium. This spot should be as close to the the centre of the playing space.

The **E** cold wash (Lee 117 Steel Blue) should light an area to within 1m of the sides of the playing space, but all the way to the front and back, so as to create a pool of blue light effect Try not to spill onto the banners but Artist does need to be lit at the rear of the space (as in diagram above). The **C** (Lee 103) warm general cover is full, bright and general. **Please include back and top light for both washes..**

Guy Masterson will arrive between 2 & 4pm (please confirm) will require a clean and vacuumed dressing room with ironing & tea making facilities. Please provide refreshments for 4pm. Please ensure the shower (if available) is freshly cleaned and a fresh towel and shower gel (not soap) are available.

LIGHTING PROGRAMMING SHEET FOR SHYLOCK - Updated25/03/15

All states should be programmed at 100% unless otherwise indicated (eg 3 @ 65%)

Combined states are indicated by a + sign (ie 50% +)

Timings in seconds

Cue #	A	B	C	D	E	F1	F2	G	H	I	J	B/O	HL	FOLLOW	CUE #
Subs	Sub 1	Sub 2	Sub 3	Sub 4	Sub 5	Sub 6	Sub 7	Sub 8	Sub 9	Sub 10	Sub 11				SUBS
	Spot	Banners	Straw	Red	Cold	Floor 1	Floor 2	Green	Trunk	Front Shaft	Side Shaft				
1 (preset)		30% +							30% +				70% +		1
2		9 @ 30% +							9 @ 30% +					9	
2.1		9 +							9 @ 50% +					10	2
3												10		17.8	3
4	0														4
5			5												5
6			7 @ 40%												6
7			5 @ 40% +	5 +											7
8			8 @ 40% +							8 +					8
9			0												9
10					5										10
11			6												11
12					5										12
13			5												13
14					7 @ 20% +			7 +							14
15					10 @ 20% +				10 @ 40% +						15
16			5 @ 60%												16
17			5												17
18					5									5	18
19			2												19
20					3									3	20
21			2												21
22					3										22
23			3												23
24					3										24
25	20													23	25
26														7	26
27	INTERVAL		7 @ 30% +						7 @ 30% +			0		7 @ 70% +	27
IF NO INTERVAL, USE THE FOLLOWING CUES INSTEAD															
26			7/3 @ 30%											42	26
27												10		15	27
28	0														28
28			9 +						9 @ 50% +					9	28
28.1		9 +							9 @ 50% +					10	28.1
29												10		17.8	29
30	0														30
31			5												31
32					5										32
33			6												33
34					10 @ 30% +	10 +									34
35			5												35
35.1					FLASH										35.1
36			15 @ 40%												36
37			5 @ 40% +			5 @ 75% +									37
38					1 @ 30% +	1 @ 60% +									38
39					7 @ 30% +		7 @ 60% +								39
40			5												40
41					5										41
42					5 +				5 @ 60% +						42
43					3 @ 30% +				3 +						43
44					5										44
45			5												45
46					3										46
47			5												47
48	5 +				5 @ 35% +										48
49					7 @ 40%										49
50					13 @ 30% +						13 +			23	50
51												5		10	51
52		4 +	4 +												52
53												4		4	53
54		3 +	3 +												54
55		7 @ 50% +							7 @ 30% +				7 @ 70% +		55