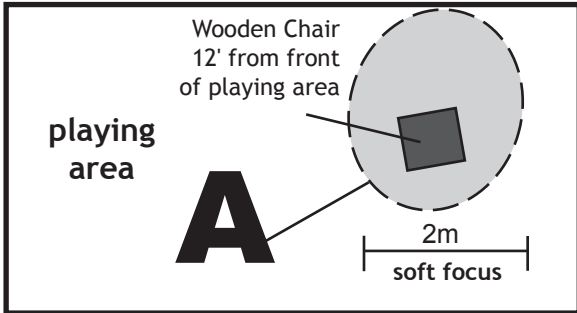




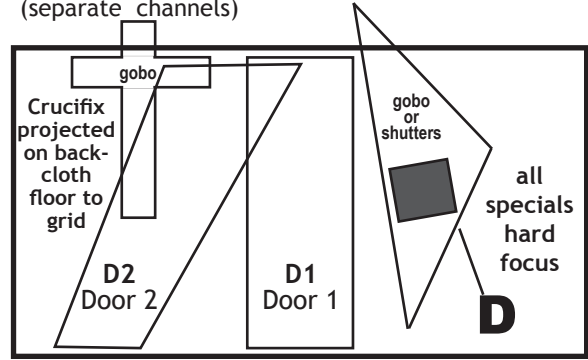
UNDER MILK WOOD - FULL Tek Specs - (updated 19/01/17)

Please note: **UNLESS ARRANGED OTHERWISE** - this production requires in-house technicians for fit-up and running of show.
 If Sound and Lights cannot be operated from same place, two technicians will be required.
RUNNING TIME: 110 Minutes (55 mins per half + interval if required)

State A: 2m wide pool from above front (approx. 35° from vertical) Profile - soft focused

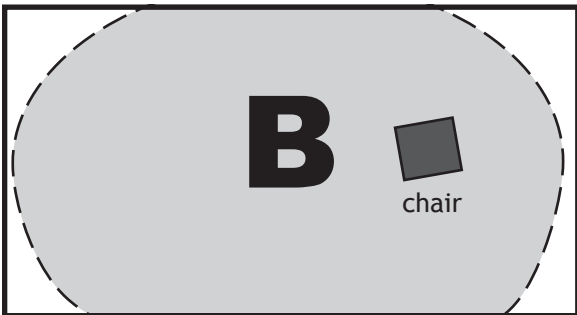


Specials: 4 x Profiles with shutters (separate channels)



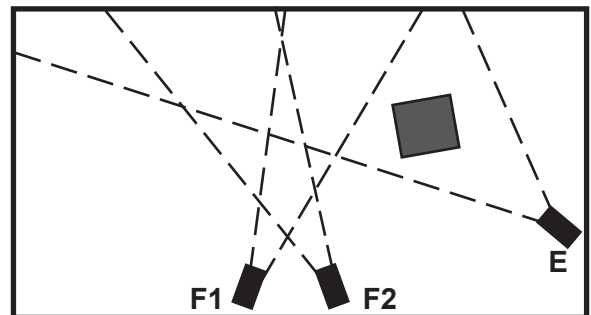
crucifix gobo projects onto blacks or back wall

State B: Middle State: Open white lit from front, sides, top & back (up the back wall/curtain is fine)

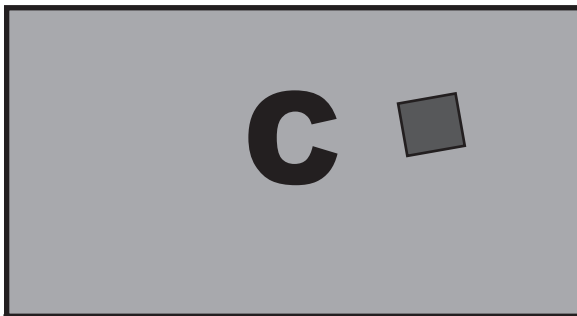


States E, F1 & F2: (separate channels)

3 fresnel footlights with barn doors set directly on stage floor on their brackets (clamps removed) or birdies



State C: General Cover: Bright Open white from front, sides, top and back



Lighting should be hung and focused IN ADVANCE. Fine focusing can be completed upon arrival of artiste and will take approx. 90 minutes. Gobos (A & B) supplied for Crucifix & D (NB: No holders)

Programming will consist of 10 states A, B, C, D, E, F1, F2, Doors 1 & 2 & Crucifix and combinations of these in 79 cues. All timings will be pre-programmed where possible. Cues are available as required prerecorded in isf & esf files. We will overwrite cues from subs.

Running the show involves following the script with explicitly numbered and LX and SFX cues. Script provided on day. Rehearsal time with technician 1 hour. If show is to be run with mic effects, 2 operators will be required.

Sound effects are pre-mixed on apple laptop. (mini-jack to desk input lead needed) GOOD STEREO equipment & desk are required. The show also benefits from VOCAL ECHO EFFECTS. Please advise if you have a LAPEL MIC and EFFECTS UNIT available.

Special notes: From experience, it is best to set the A spot first which should be focused to encompass a 2m tall man standing on a chair (about 35° from vertical - Usually just upstage of the proscenium).

The Set consists of a wooden chair. (Venue to supply if Guy Masterson is travelling by ticeted transport. (see web image) Clean black tabs and backdrop. If the stage is very scuffed, please repaint or lay dance floor.

The B state should light an area to within 1m of the edge of the playing space so as to create a pool of light - (it is OK to spill onto backcloth). The general cover is self-explanatory. The Crucifix (gobo) should be projected floor to grid onto the backcloth. (If the proscenium prevents this, a wide angle profile spot with gobo holder will work from stage level.) Door D1 and Door D2 require profile spots with shutters. State D can be created with shutters or a gobo.

Guy Masterson will require a clean dressing room with ironing & tea making facilities. Sandwiches, bottled water and TWO bananas would be appreciated for 5pm. Please ensure the shower (if available) is clean and a fresh towel and liquid soap are available.

NB: LIGHTING SHOULD BE PREPARED IN ADVANCE - max programming/rehearsal time should be 3 hours
Any queries please contact Guy Masterson directly on the above numbers.

LIGHTING PROGRAMMING SHEET FOR UNDER MILK WOOD - revised 16/06/16

All states should be programmed at full 100% unless otherwise indicated as a percentage @ 65%)
 When states are added/mixed with other states, these are indicated by a + sign (ie State A @50% + State D1 + Crucifix)

State B is a State B is always on as part of State C
Crossfade times are marked in seconds

Cue #	A	B	C	D	E	F1	F2	D1	D2	Crucifix	B/O	HL	Wait	Follow	Hang	Cue #	
Subs	Sub 1	Sub 2	Sub 3	Sub 4	Sub 5	Sub 6	Sub 7	Sub 8	Sub 9	Sub 10			Delay			Subs	
1	5 @ 50% +											5 @ 50%				1	
2	15 @ 50%												44 W	74	29	2	
2.1											15		34 W	34	19	2.1	
3	12 @ 50%													25	13	3	
4	180															4	
5							3									5	
6						3										6	
7							3									7	
8											0					8	
8.1						0										8.1	
8.2							0	LINK TO 8.1								8.2	
9	0 +									0 +						9	
10											0					10	
11							4									11	
12						3										12	
13							0									13	
14						3										14	
15							3									15	
16						3										16	
17	2															17	
18							2 +			2 +						18	
19						3										19	
20	3 @ 60%															20	
21											0			1.5	1.5	21	
21a	EFFECT 1: F1 & F2 chase in 0.1 sec increments between 80%-100%					2 @ 75%+	2 @ 75%+								80	78	21a
21b											2			3	1	21b	
22	7 +	7 @ 30% +														22	
23	40% +	4 @ 30% +							4 +	4 +						23	
24	5 +	5 @ 30% +														24	
25		180														25	
26	10															26	
27		3														27	
28	4															28	
29		3														29	
30		3 @ 50% +						3 +								30	
31		3														31	
32			180													32	
33			3 @ 50% +					3 +								33	
34			3													34	
34.a				INTERVAL BLACKOUT							0			7	7	34.a	
34.b	5 @ 50% +			INTERVAL UP								5 +				34.b	

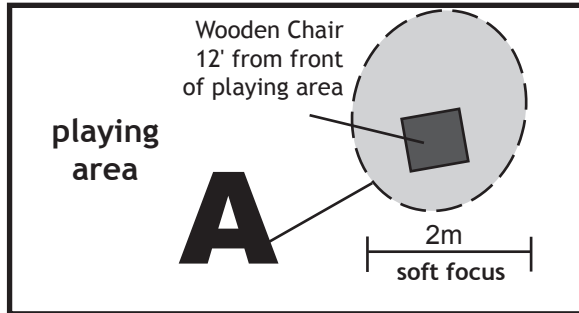
Cue #	A	B	C	D	E	F1	F2	D1	D2	Crucifix	B/O	HL	Wait	Follow		Cue #	
Subs	Sub 1	Sub 2	Sub 3	Sub 4	Sub 5	Sub 6	Sub 7	Sub 8	Sub 9	Sub 10			Delay			Subs	
34.c					INTERVAL OUT							8			17	9	34.c
34.d			0		ACT 2 START												34.d
35		20 @ 50%														35	
36			0													36	
37		15														37	
38			0													38	
39			3 @ 50%													39	
40			3													40	
41			3 @ 50% +					3 +								41	
42			3													42	
43			3 @ 50%													43	
44			3													44	
45		90														45	
46		3 @ 50% +						3 +								46	
47		4														47	
48		3 @ 50% +						3 +								48	
49		4														49	
50					10											50	
51	0															51	
52				5												52	
53		2														53	
54		3 @ 65%														54	
55		3														55	
56					0											56	
57		2														57	
58	25															58	
59		3														59	
60		4 @ 65% +							4 +	4 +						60	
61		3 +								3 +						61	
62		4														62	
63	120 +	120 @ 40%														63	
64	40% +	40% +							4 +	4 +						64	
65	40% +	40% +														65	
66	40% +	40% +						3 +								66	
67	7															67	
68						4										68	
69							4 +			4 +						69	
70						3										70	
71							3									71	
72							0						14 W	14	14	72	
72.1	15/20 @ 50%												51 W	51	37	72.1	
73											10		15	15	5	73	
74			4													74	
75											3		4	4	1	75	
76			4													76	
77	5 @ 50% +											5				75	




UNDER MILK WOOD SEMI-SKIMMED - Tek Specs - (updated 17/01/17)

Please note: **UNLESS ARRANGED OTHERWISE** - this production requires in-house technicians for fit-up and running of show.
If Sound and Lights cannot be operated from same place, two technicians will be required.
RUNNING TIME: 65 Minutes

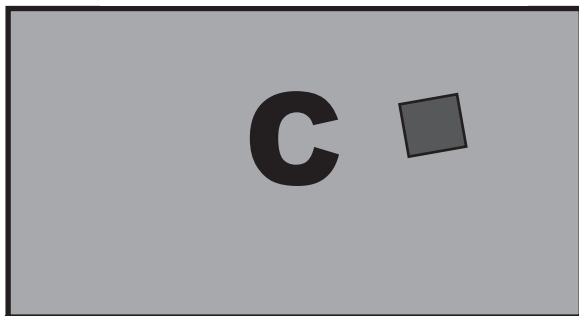
State A: 2m wide pool from above front (approx. 35° from vertical) profile - soft focused



State B: Middle State: Open white lit from front, sides, top & back (up the back wall/curtain is fine)



State C: General Cover: Bright Open white from front, sides, top and back



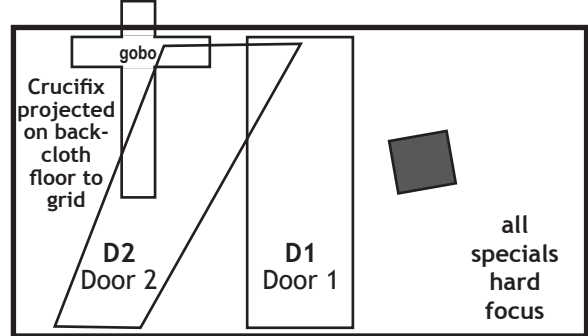
Special notes: From experience, it is best to set the A spot first which should be focused to encompass a 2m tall man standing on a chair (about 35° from vertical - Usually just upstage of the proscenium).

The B state should light an area to within 1m of the edge of the playing space so as to create a pool of light - (it is OK to spill onto backcloth). The general cover is self-explanatory. The Crucifix (gobo) should be projected floor to grid onto the backcloth. (If the proscenium prevents this, a wide angle profile spot with gobo holder will work from stage level.) Doors D1 and D2 require profile spots with shutters.

Guy Masterson travels alone will require a clean dressing room with ironing & tea making facilities. Sandwiches, bottled water and TWO bananas would be appreciated for 5pm. Please ensure the shower (if available) is clean and a fresh towel and liquid soap are available.

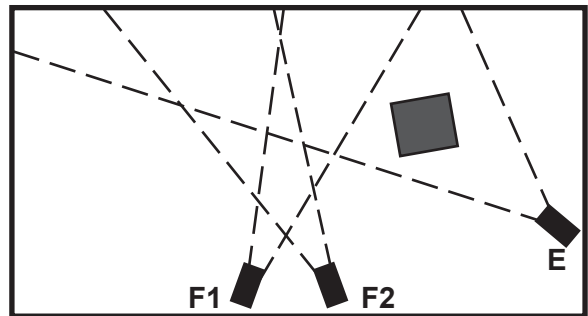
NB: LIGHTING SHOULD BE PREPARED IN ADVANCE - max programming/rehearsal time should be 3 hours
Any queries please contact Guy Masterson directly on the above numbers.

Specials: 3 x Profiles with shutters
(separate channels)



crucifix gobo projects onto blacks or back wall

States E, F1 & F2: (separate channels)
3 fresnel footlights with barn doors set directly on stage floor on their brackets (clamps removed) or birdies



Lighting should be hung and focused IN ADVANCE. Fine focusing can be completed upon arrival of artiste and will take approx. 90 minutes. Gobos (A & B) supplied for Crucifix & D (NB: No holders)

Programming will consist of 9 states A, B, C, D1, D2, E, F1, F2 & Crucifix and combinations of these in 50 cues. All timings will be pre-programmed where possible. Cues are available as required prerecorded in isf & esf files. We will overwrite cues from subs.

Running the show involves following the script with explicitly numbered and LX and SFX cues. Script provided on day. Rehearsal time with technician 1 hour. If show is to be run with mic effects, 2 operators will be required.

Sound effects are pre-mixed on apple laptop. (mini-jack to desk input lead needed) GOOD STEREO equipment & desk are required. The show also benefits from VOCAL ECHO EFFECTS. Please advise if you have a LAPEL MIC and EFFECTS UNIT available.

The Set consists of a wooden chair. (Venue to supply if Guy Masterson is travelling by ticketed transport. (see web image) Clean black tabs and backdrop. If the stage is very scuffed, please repaint or lay dance floor.

LIGHTING PROGRAMMING SHEET FOR UNDER MILK WOOD SEMI-SKIMMED - (revised 16/06/16)

All states should be programmed at full 100% unless otherwise indicated as a percentage @ 65%)

When states are added/mixed with other states, these are indicated by a + sign (ie State A @50% + State D1 + Crucifix)

State B is a State B is always on as part of State C

Crossfade times are marked in seconds

Cue #	A	B	C	E	F1	F2	D1	D2	Crucifix	B/O	HL	Wait	Follow	Hang	Cue #
Subs	Sub 1	Sub 2	Sub 3	Sub 5	Sub 6	Sub 7	Sub 8	Sub 9	Sub 10			Delay			Subs
1	5 @ 50% +										5 @ 50%				1
2	15 @ 50%											44 W	74	29	2
2.1										15		34 W	34	19	2.1
3	12 @ 50%												25	13	3
4	180														4
5						3									5
6					3										6
7						3									7
8										0					8
8.1					0										8.1
8.2						0	LINK TO 8.1								8.2
9	0 +								0 +						9
10										0					10
11						4									11
13					0										13
15						3									15
17	2														17
18						2 +			2 +						18
19					3										19
20	3 @ 60%														20
21										0			1.5	1.5	21
21a	EFFECT 1: F1 & F2 chase in 0.1 sec increments between 8				2 @ 75%+	2 @ 75%+							80	78	21a
21b										2			3	1	21b
22	7 +	7 @ 30% +													22
23	40% +	4 @ 30% +						4 +	4 +						23
24	5 +	5 @ 30% +													24
25		180													25
26	10														26
27		3													27
28	4														28
29		3													29
30		3 @ 50% +					3 +								30
31		3													31
32			180												32

Cue #	A	B	C	E	F1	F2	D1	D2	Crucifix	B/O	HL	Wait	Follow	Hang	Cue #
Subs	Sub 1	Sub 2	Sub 3	Sub 5	Sub 6	Sub 7	Sub 8	Sub 9	Sub 10			Delay			Subs
35		20 @ 50%													35
36			0												36
39			3 @ 50%												39
40			3												40
45		90													45
50				10											50
51	0														51
54		3 @ 65%													54
57		2													57
58	25														58
59		3													59
63	120 +	120 @ 40%													63
64	40% +	40% +						4 +	4 +						64
71						3									71
72						0						14 W	14	14	72
72.1	15/20 @ 50%											51 W	51	37	72.1
73										10		15	15	5	73
74			4												74
75										3		4	4	1	75
76			4												76
77	5 @ 50% +										5 +				75