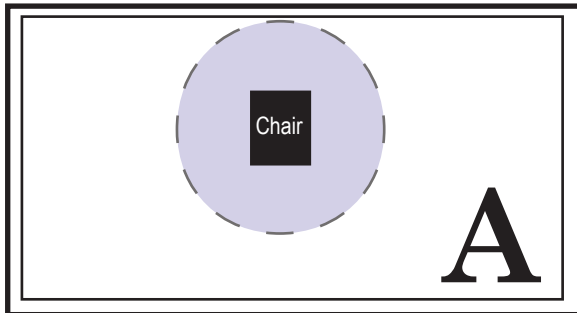


**CHOPPING CHILLIES - Tek Spec - (revised 21/01/17)**

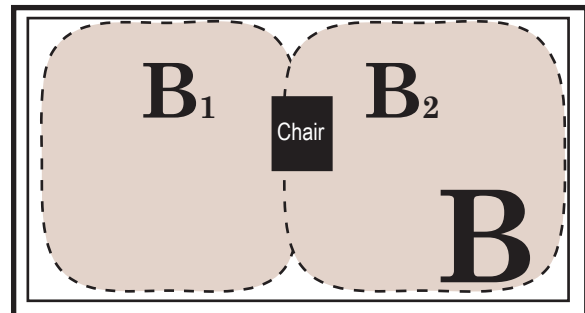
Please note: UNLESS ARRANGED OTHERWISE

This production requires 1 lighting /sound technician for fit-up and running of show

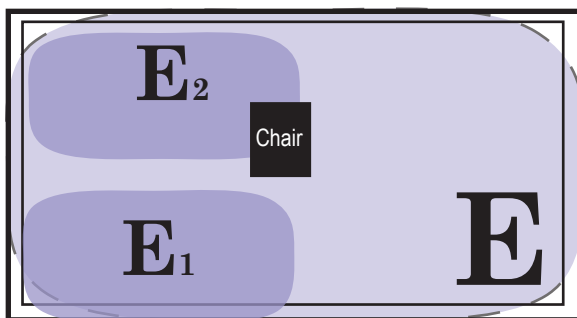
State A: Profile Spot: Soft focused from top front



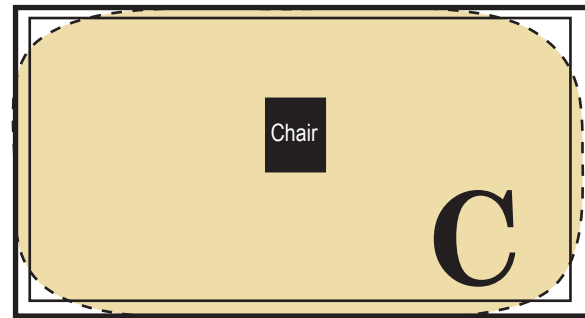
State B: Warm (Chocolate Lee 156) made up of two isolated areas B1 (Stage R) and B2 (Stage L)



State E: Cold (Steel Blue Lee 117) General Wash with 2 isolated areas, E1 (downstage R) & E2 (upstage R)



State C: Hot (Straw Lee 103) General Wash



The Artist (Clair Whitefield) should arrive between 2 and 3 pm on the day of the performance (TBC).

Lighting should be hung and focused as much as possible **IN ADVANCE OF ARRIVAL**. Fine focusing can be completed upon arrival of artist and will take 1 hour.

The maximum lit Playing Area should be isolated to 6m wide x 5m deep within the available space.

Programming consists of 8 states A, B, B1, B2, C, E, E1 & E2, (No D) in 47 LX cues.

B1 & B2 are substates of B as E1 & E2 are substates of E.

All timings are clearly marked in the script and should be pre-programmed. (Programming time: 60 mins)

Running the show involves following provided script with explicitly marked sound and light cues

Script downloadable from www.theatretoursinternational.com/CurrentShows/CC.html#teks or provided by artist on day. Rehearsal time after Tek & programming Tek: 30mins.

Sound effects provided on Macbook running. Qlab. Appropriate STEREO equipment & desk are required.

The **Set** consists of a plain wooden chair with no arms. (Unless otherwise arranged with artist, please provide).

Clean tabs and backdrop required. If the stage is scuffed and/or dirty, we would be grateful for a good clean or repaint or dance floor.

Special notes: We would also be grateful for a clean dressing room with ironing & tea making facilities. Please provide refreshments for 4pm (Please liaise with artist regarding food requirements).

If available, please ensure the shower is clean and a fresh towel provided.

Clair Whitefield, can be contacted via email at clair_whitefield@hotmail.com or on 07903 424822

LIGHTING PROGRAMMING SHEET FOR CHOPPING CHILLIES

- State A Centre Spotlight - Profile Soft focused from top front
- State B Warm General Wash - Chocolate Lee 156 - consisting of two sub states Stage Right (B1) & Stage Left (B2)
- State B1 Warm substate of B - Chocolate Lee 156 - Stage Right side of stage
- State B2 Warm substate of B - Chocolate Lee 156 - Stage Left side of stage
- State C Hot General Wash - Straw Lee 103)
- State E Cold General Wash - Steel Blue Lee 117)
- State E1 Cold arrea Steel Blue Lee 117 Downstage Right
- State E2 Cold arrea Steel Blue Lee 117 Upstage Right

All states should be programmed at 100% unless otherwise indicated (eg @ 65%)

Timings in seconds

Cue #	A		B		B1		B2		C		E		E1		E2		B/O		H/L		Wait		Follow		Cue #
	Sub 1	Sub 2	Sub 2	Sub 2	SR Choc	SL Choc	Sub 4	Sub 5	Sub 5	Sub 6	Sub 6	Downstage	Upstage	Sub 8	Blackout	Blackout	Houslights	TBC	TBC	TBC	TBC	TBC	TBC		
1																								1	
1.5															6					5+			16	1.5	
2	10																							2	
3										10														3	
4												7												4	
5			7																					5	
6	0																							6	
7																								7	
8																								8	
9														10										9	
10																								10	
11			7																					11	
12																								12	
13								4																13	
14	2																							14	

Lighting cue sheets for CHOPPING CHILLIES - PAGE 2

Cue #	A		B		B1		B2		C		E		E1		E2		B/O		H/L		Wait		Follow		Cue #
	Sub 1 Centre Spot	Sub 2 B1 & B2	Sub 3 SR Choc	Sub 4 SL Choc	Sub 5 Hot Wash	Sub 6 Cold Wash	Sub 7 Downstage	Sub 8 Upstage	Blackout	Housights	TBC	TBC													
15																								15	
16	2																								16
17																									17
18	2																								18
19																									19
20																									20
21										0															21
22		5																							22
23																									23
24										7%															24
25																									25
26																									26
27																									27
28																									28
29																									29
30																									30
31																									31
32																									32
33																									33
34																									34
35																									35
36																									36
37																									37
38																									38
39																									39
40																									40
41																									41
42																									42
43																									43
44																									44
45																									45
46																									46
47																									47